

Health Care Association of NJ Assisted Living Conference May 17, 2011



Mary E. O'Dowd, M.P.H.
Acting Commissioner
Department of Health & Senior Services



FY 12 Budget



Budget Overview

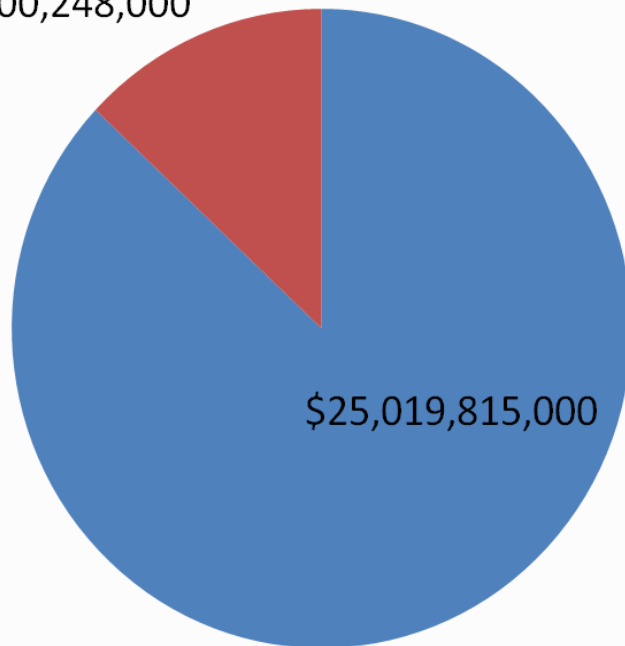


- **Prioritizes healthcare for uninsured**
- **Invests in Home & Community Based Services**
- **Protects PAAD & Senior Gold**

State Budget vs. State Medicaid

FY 2012 Total State Budget

\$4,400,248,000



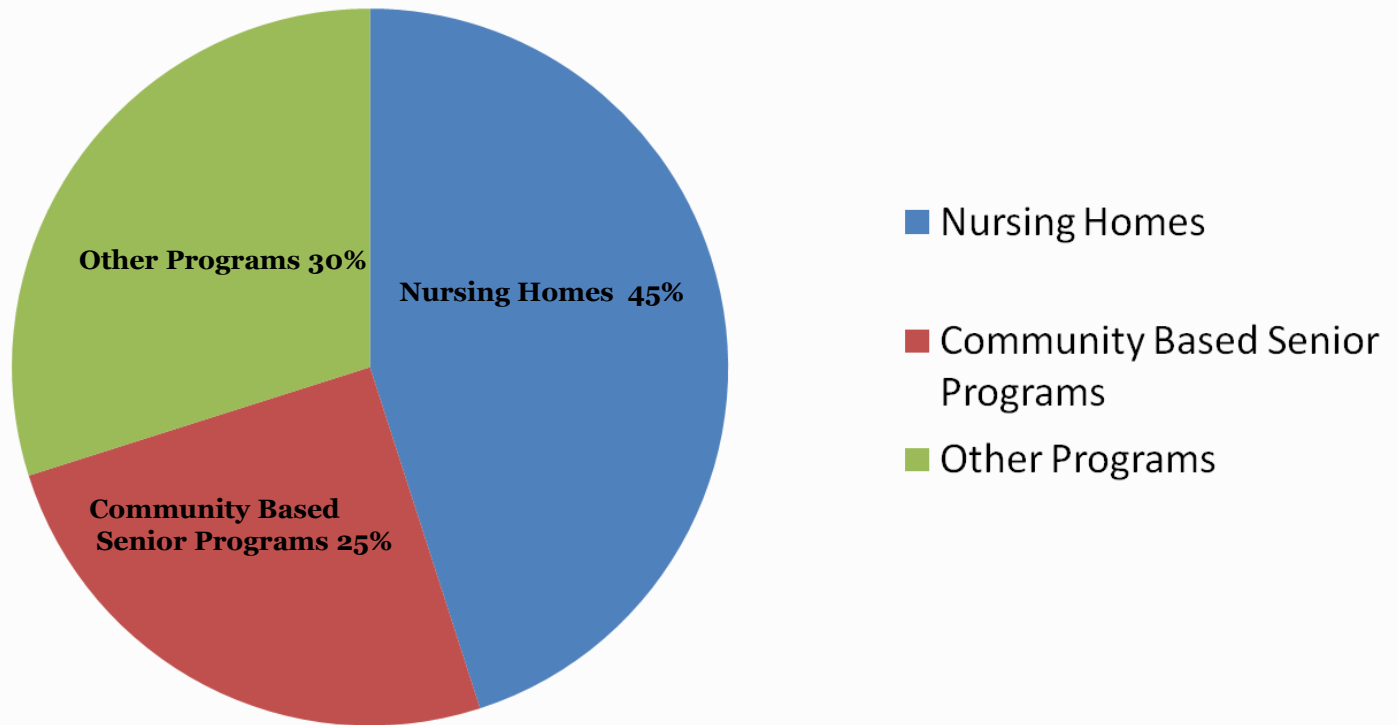
\$25,019,815,000

- Total State Budget
\$29.4 Billion
- Total State Medicaid
\$4.4 Billion, or 15%

State funds only

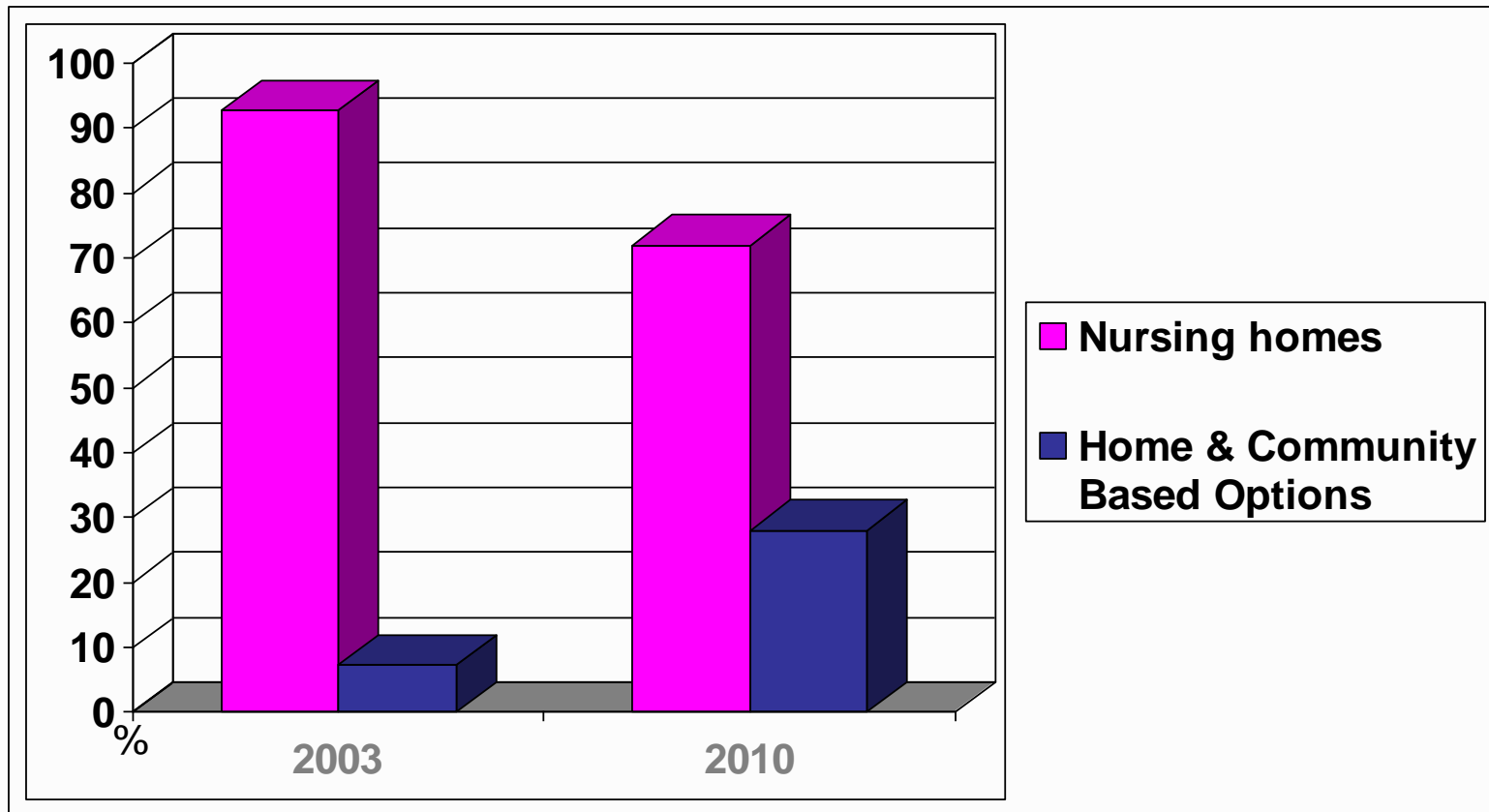
DHSS Budget

FY 2012 Total State Funding \$1,269,473,000



State funds only

LTC Rebalancing



Global Options

- **Medicaid Waiver Program**
- **Create a seamless more comprehensive home and community-based support system**
- **\$47.6 million increase in proposed budget**



**Your Care is
Your Choice.
GO for it!**

Comprehensive Waiver

- **Benefit to Patients**

- Appropriate care in appropriate setting
- Improved health outcomes
- Integrated & coordinated care
- Increased access to HCBS

- **Benefits to State**

- Administrative flexibility & redesign across departments
- Opportunities for savings
- Increased federal matching dollars
- Streamlined & expedited decision making between NJ & CMS



Impact to Assisted Living Providers

- **Increased population due to aggressive rebalancing**
- **Beginning this fall, clients in GO will be receiving acute services through managed care**
 - GO client will need to choose HMO for services
- **Visit nj.gov/health to view FAQs**

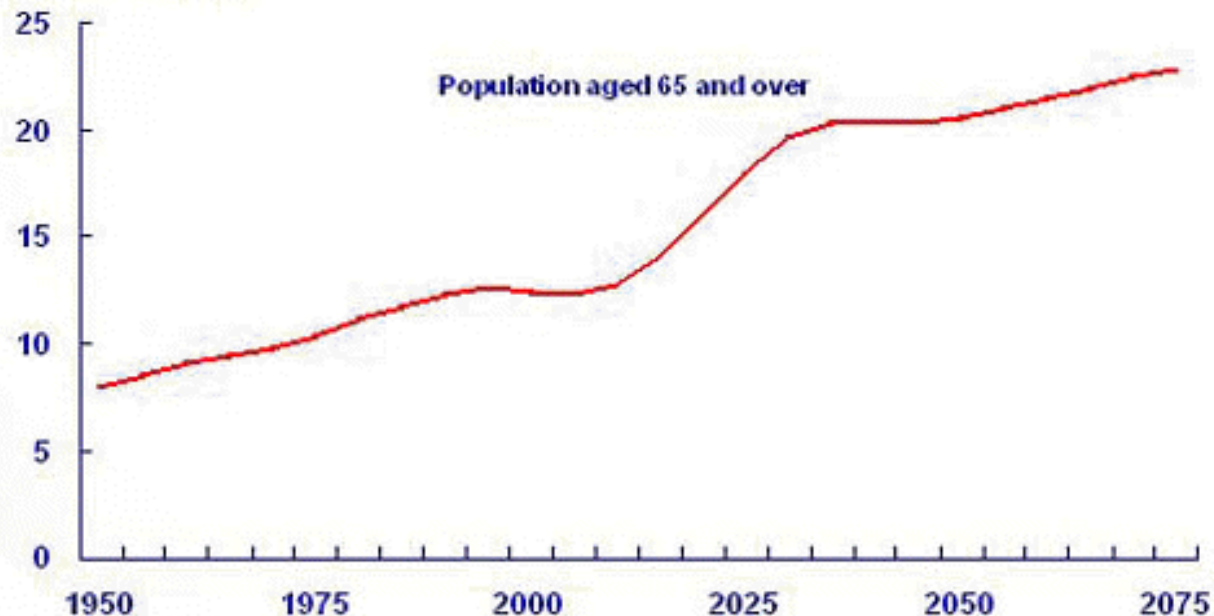
Aging Population



Aging of the Population

Aged Population as a Share of Total U.S. Population Continues to Grow

Percent of total population



Note: Projections based on intermediate assumptions of the 2002 Trustees Report.

Source: The 2002 Annual Report of the Board of Trustees of the Federal Old-Age and Survivors Insurance and Disability Insurance Trust

Health Care Spending by Age

	Average Spending Per Person
<i>Age (in years)</i>	
<5	\$1,761
5-17	1,245
18-24	1,452
25-44	2,360
45-64	5,474
65 or Older	9,357
<i>Sex</i>	
Male	\$3,319
Female	4,139

Source: Kaiser Family Foundation using data from U.S.HHS, AHRQ, Medical Expenditure Panel Survey (MEPS), 2007

Long-term Care in NJ



Long-term Care in NJ

- **Promote access to high quality long-term care**
- **Greater choice to residents based on their clinical needs**
- **Least restrictive environment**
- **NJ AL system a model**
 - Allows residents to age in place in a community setting





Regulatory & Statutory AL Updates


Regulatory changes

- **60-day discharge notice**
- **Conversion of facility requirements**

Statutory changes

- **Escrow funds to pay for placement & care of Medicaid eligible residents**
- **Bill of Rights**

Senior Health



Medicare Wellness Services



TAKE THE WELLNESS PLEDGE

Now that I know about the new, free and reduced cost preventive benefits offered to individuals enrolled in Medicare Part B, I pledge to call my doctor within the next 30 days to make an appointment for my first free annual wellness visit. At that appointment, I will ask my doctor which preventive benefits are right for me.

X

signature

- **19 free & reduced-cost preventive services covered including:**
 - Free annual wellness visit
 - Cancer screenings
 - Flu vaccinations
 - Cardiovascular blood tests
 - Diabetes screening tests

Visit:

www.wellnesspledge.nj.gov

Call: 1-800-792-8820

End-of-Life Care

- **Develop end-of-life plan**
- **Talk with health care provider & family**
- **Document your wishes**
 - Advance Directives
- **Visit:**
nj.gov/health/advancedirective



In Conclusion

- **Making progress in giving seniors more long-term care options**
- **Helping seniors age with independence & dignity**
- **Partnering with the AL industry**
- **Looking forward to building upon accomplishments**