

Census of Fatal Occupational Injuries (CFOI)



New Jersey: 2005 – 2007

Public Health Services Branch
 Division of Epidemiology, Environmental and Occupational Health
 Occupational Health Service
 Occupational Health Surveillance Program

FATAL OCCUPATIONAL INJURY CHARACTERISTICS

2005 – 2007

- Total number in New Jersey: 306
Total number in U.S.: 17,062
- 288 were men; 18 were women
- Ages ranged from younger than 17 to 93 years old
- Average age was 43 years old
- Race or Ethnicity
 - ▶ White, non-Hispanic 162 (53%)
 - ▶ Black, non-Hispanic 41 (13%)
 - ▶ Hispanic/Latino 81 (26%)
 - ▶ Asian 16 (5%)
 - ▶ Other/unknown 6 (2%)
- 117 (38%) were foreign-born
- 272 (89%) worked for private industry
- 270 (88%) worked for New Jersey employers
- At least 99 (32%) worked for employers with ten or fewer employees

FATAL OCCUPATIONAL INJURY CASE DEFINITION

A fatal injury is considered work-related if the event leading to the injury occurred while the employee was working, either on or off the employer's premises.

The following categories of individuals are included:

- Private and government employees
- Self-employed persons
- Certain volunteers (firefighters, law enforcement officers, emergency medical service workers)
- Persons traveling as a condition of employment, but not commuting to or from work

NUMBER OF FATAL OCCUPATIONAL INJURIES BY YEAR

2001 – 2007

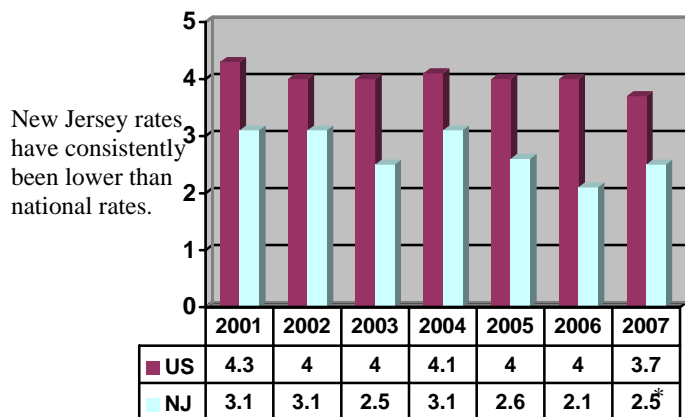
<u>Year</u>	<u>US</u>	<u>NJ</u>
2001*	5,915	129
2002	5,534	129
2003	5,575	104
2004	5,764	129
2005	5,734	112
2006	5,840	88
2007	5,488**	106**

*total does not include 9/11/2001

**preliminary data

INCIDENCE RATES

Rates of Fatal Occupational Injuries
 United States and New Jersey, 2001 – 2007



Fatalities per 100,000 employed

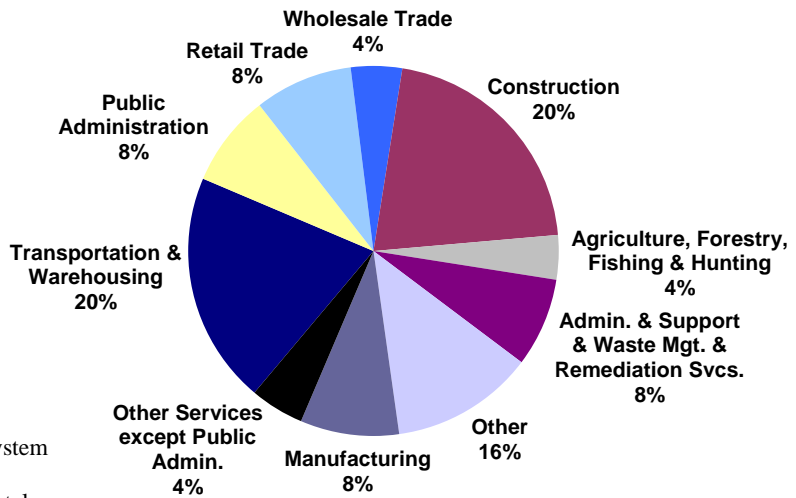
U.S. and New Jersey rates were developed by the U.S. Department of Labor, Bureau of Labor Statistics.

*preliminary rate

INDUSTRY*†

Fatal Occupational Injuries
New Jersey: 2005 – 2007
N=306

- The construction industry included 35 specialty trade contractors.
- The transportation and warehousing industry included 36 truck transportation companies; 17 were general long-distance freight companies.

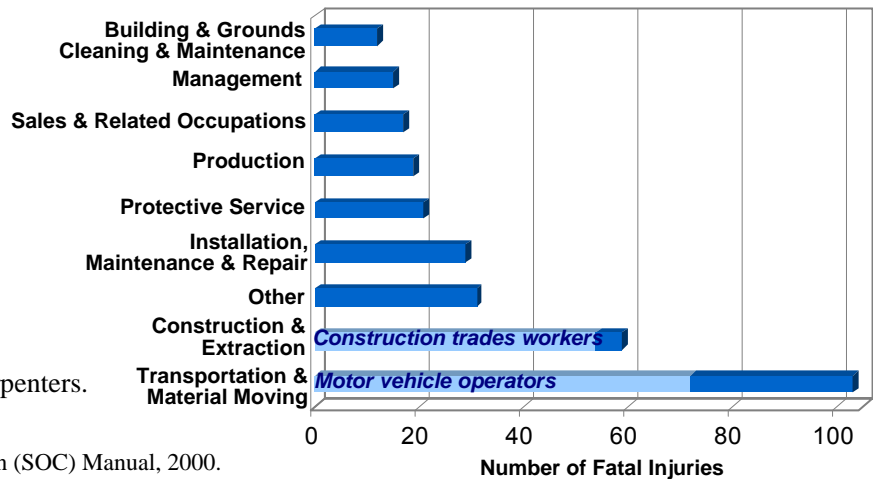


*North American Industry Classification System (NAICS), 2002.
 †Industries include employees of governmental organizations.

OCCUPATION*

Fatal Occupational Injuries
New Jersey: 2005 – 2007
N=306

- Motor vehicle operators included 46 drivers of heavy and tractor-trailer trucks. Transportation and material moving included 21 material moving workers.
- Construction trades workers included 24 laborers and 7 carpenters.

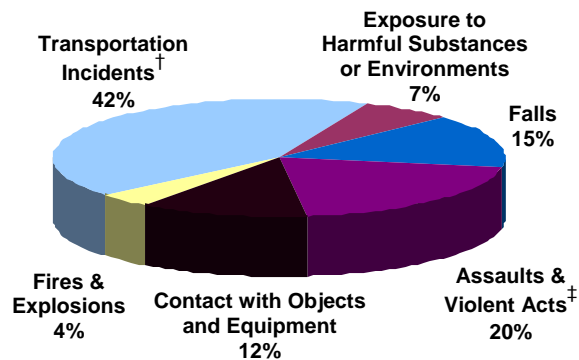


*Standard Occupational Classification (SOC) Manual, 2000.

EVENT OR EXPOSURE

Fatal Occupational Injuries
New Jersey: 2005 – 2007
N=305*

- 82 (63%) of the transportation incidents occurred on roads.
- 26 (20%) of the transportation events involved pedestrians struck by vehicles.
- 44 (71%) of assaults and violent acts were homicides, 14% of all fatalities.
- 40 (89%) of the falls were falls to lower levels, 13% of all fatalities.
- 19 (6%) of all deaths were caused by being struck by falling objects.



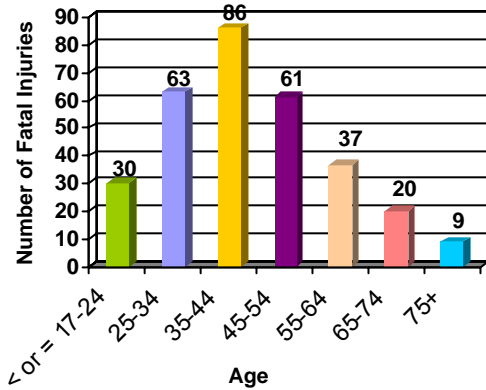
*One unknown.

†Transportation incidents include roadway, non-roadway, pedestrian, air, water, and rail fatalities.

‡Assaults and violent acts include homicides, suicides, animal attacks, and violent actions of unknown intent.

AGE OF FATALLY INJURED WORKERS

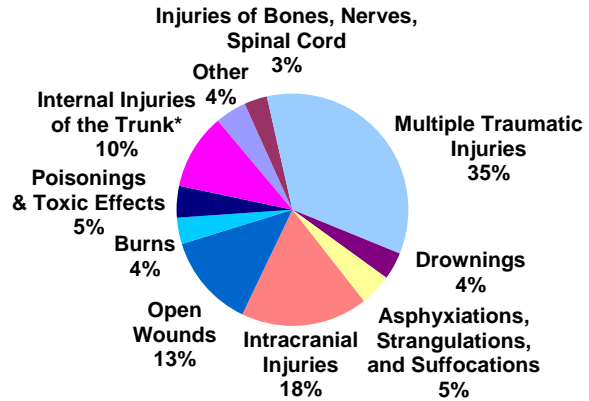
New Jersey: 2005 – 2007
N=306



- The average age was 43 years old. Sixty-one percent of the victims were younger than 45 years of age.
- An average of 24.5 potential years of work life (the number of years before age 65) were lost per fatality for a total of 6,809 potential years of work life lost.

NATURE OF FATAL INJURIES

Traumatic Injuries and Disorders
New Jersey: 2005 – 2007
N=306

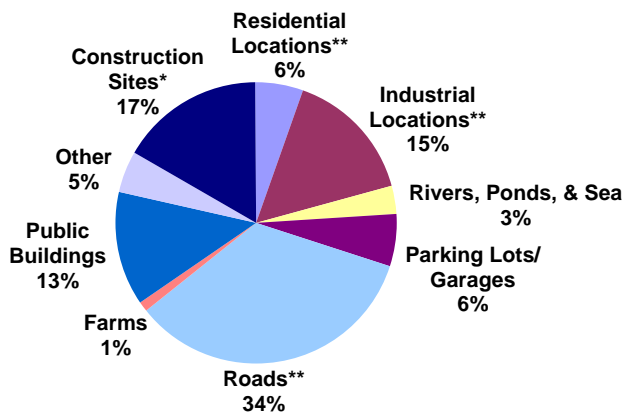


- One-third of the fatality victims died of multiple traumatic injuries. Thirty-three (11%) died of gun shot wounds.

*Refers to injuries to internal organs and blood vessels of the trunk.

LOCATION OF FATAL INCIDENTS

New Jersey: 2005 – 2007
N=306



- More than one-third of the fatal incidents occurred on roads, including 41 on local streets, 32 on freeways, and 27 on other highways. Industrial places included 11 industrial yards and 9 factories.

*Includes 24 general construction, 16 home construction, and 11 road construction sites.

**Excludes construction sites.

FATAL INJURIES OF HISPANIC WORKERS

New Jersey: 2005 – 2007
N=306

- 26% of all fatalities.
- 64 (79%) were foreign-born.
- 77 (95%) were male.
- 18 (22%) worked in construction, 14 (17%) worked in the transportation and warehousing industry, and 13 (16%) were employed in manufacturing.
- 26 (32%) had transportation and material moving occupations, 21 (26%) were in construction and extraction occupations, and 11 (14%) were production workers.
- 24 (30%) died from transportation incidents, 15 (19%) were homicide victims, and 15 (19%) died from falls.
- At least 34 (42%) worked for employers with 10 or fewer employees.

TRANSPORTATION-RELATED FATAL INJURIES

New Jersey: 2005 – 2007
N=130

- 130 (42%) of the 306 total fatal injuries; consistently the leading cause of workers' fatalities.
- 82 (27%) of the 306 fatal injuries were motor vehicle incidents that occurred on a road; 7 (2%) occurred on non-roadways. Pedestrians accounted for 26 (8%) of the total. Rail, water, and air transportation accounted for 5% of the total fatal incidents.

Fatalities occurring on roads, 82 (27%) of all fatalities:

- ▶ 72 (88%) worked for private industry.
 - ▶ 76 (93%) were male.
 - ▶ 67 (82%) were driving a vehicle.
 - ▶ 54 (66%) were driving or riding in a truck including 29 (35%) in a tractor-trailer.
 - ▶ 46 (56%) involved collisions between vehicles.
 - ▶ 26 (32%) involved striking a stationary object on the road or side of the road.
 - ▶ 56 (68%) were transportation and material moving workers, including 36 drivers of heavy and tractor-trailer trucks.
 - ▶ 40 (49%) worked for the transportation and warehousing industry, including 29 in truck transportation and 7 in transit and ground passenger transportation.
 - ▶ 29 (35%) occurred on toll roads or roads with limited access, 22 (27%) occurred on roads with multiple access, and 22 (27%) occurred on local roads.
- 26 (20%) of the 130 incidents involved pedestrians.
 - ▶ 14 fatalities occurred on roads or sides of roads and 12 occurred in parking lots or non-road areas. Nine were struck by autos.

WORK-RELATED HOMICIDES

New Jersey: 2005 – 2007
N=44

- 44 (14%) of the 306 total fatal injuries. 12 homicides occurred in 2005, 15 in 2006, and 17 in 2007.
- 37 (84%) were men.
- 15 (34%) were Hispanic or Latino.
- 26 (59%) were foreign-born.
- 39 (89%) worked for private industry.
- 26 (59%) were victims of a shooting.
- 15 (34%) worked in retail trade, including 8 in food and beverage stores and 4 (9%) in gas stations.
- 7 (16%) worked in management occupations.
- 14 (32%) were tending retail establishments when they were murdered and 8 (18%) were performing protective service activities.
- At least 20 (45%) were assaulted during a robbery.
- 20 (45%) of the homicides occurred in public buildings.

PUBLIC EMPLOYEES

New Jersey: 2005 – 2007
N=34

- 22 (65%) worked for local/county government.
- 31 (91%) were male.
- 18 (53%) were in protective service occupations; 11 (32%) were police officers, inspectors, or supervisors; and 4 (12%) were firefighters.
- 17 (50%) of the fatalities occurred on roads, including highway construction sites, and 7 (21%) occurred in public buildings.
- 15 (44%) were transportation-related, including 5 pedestrians struck by vehicles.
- 11 (32%) were the result of violence (6 homicides and 5 suicides).

This report was compiled from data collected by the New Jersey Department of Health and Senior Services, Occupational Health Surveillance Program, under a cooperative agreement with the U.S. Department of Labor, Bureau of Labor Statistics (BLS). CFOI reports for the U.S. are available at: www.bls.gov/iif/oshcfoi1.htm.

For more information:

- Phone: (609) 984-1863
- E-mail: surveillance@doh.state.nj.us

View and/or print this and other NJ CFOI reports at:
www.nj.gov/health/surv/cfoi/index.shtml